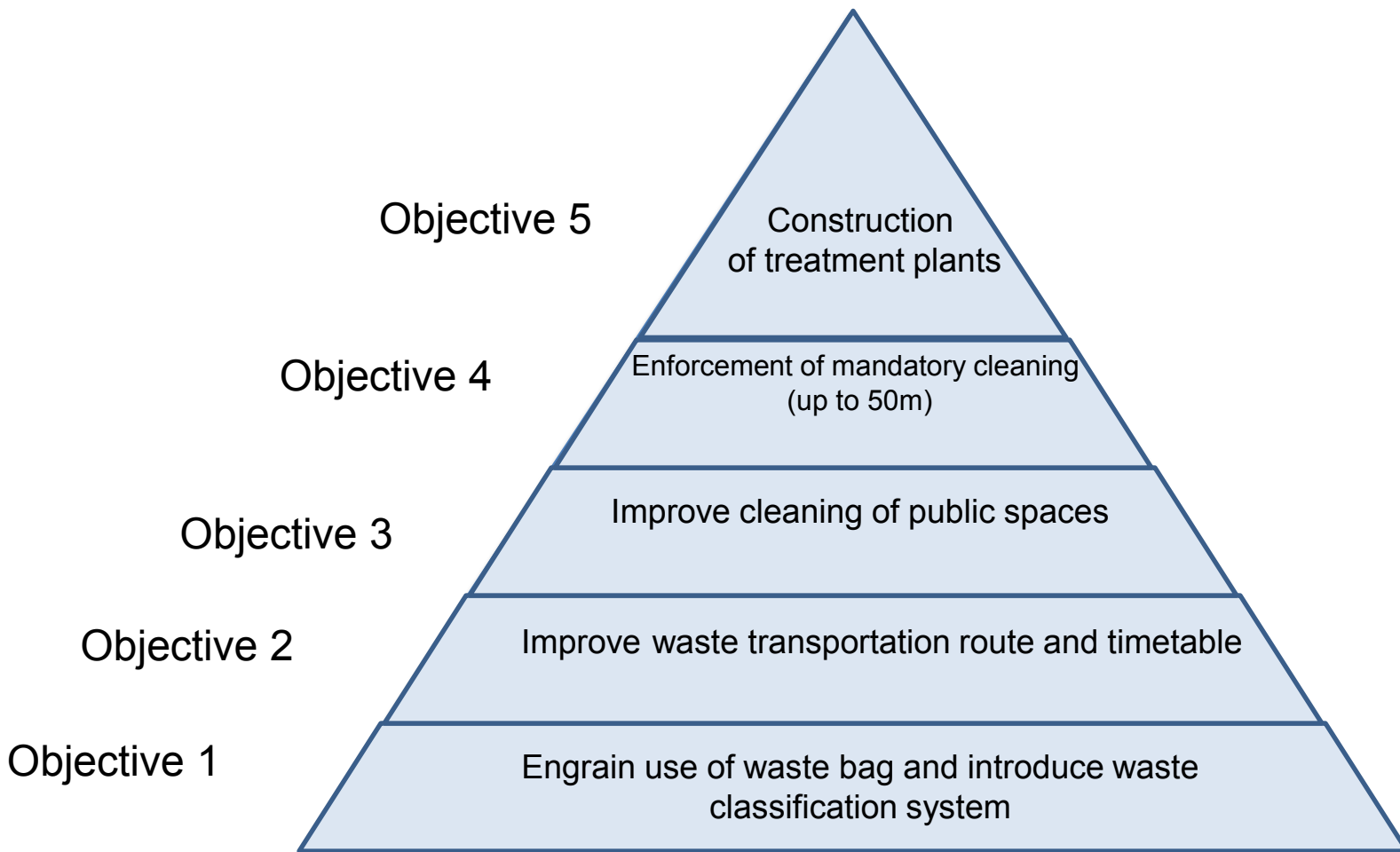




***SOLID WASTE MANAGEMENT IMPROVEMENT PROGRAM
OF ULAANBAATAR CITY, MONGOLIA***

December 09, 2014



Waste volume of UB city (tpa)

The centralized waste points receive 2800-3000 ton of household wastes a day and 850.000-950.000 ton of household wastes per year using landfill technology. Amount of waste has increased 1.5 times in 2013 comparing to 2012.



Introduction of waste bags (1st ever practice)

- Started since October, 2013



№	Waste bag specification	Apartment district	Ger district
<i>1</i>	<i>Size</i>	<i>65*45cm</i>	<i>75*45cm</i>
<i>2</i>	<i>Structure</i>	<i>Handled and non-handled</i>	<i>Handled and non-handled</i>
<i>3</i>	<i>Thickness</i>	<i>3 microns</i>	<i>3 microns</i>

Waste fee collection 2007-2013

Year	2007	2008	2009	2010	2011	2012	2013
Centralized amounts /million tugrugs/	2.261.1	3.194.1	3.452.2	3.615.1	2.569.3	3.297.1	9.891.5

Public street, road and square cleaning coverage

No	Organizations	Responsible street and square size
1	<i>Ulaanbaatar Public Service Local-owned stock enterprise</i>	<i>4.179.430 m2</i>
2	<i>Development and service departments of the districts</i>	<i>4.164.125 m2</i>
	<i>TOTAL</i>	<i>8.343.555 m2</i>

GENERAL SURVEY ON STAFF INVOLVED IN PUBLIC AREA CLEANING

№	Occupations	Number of workers		Salary levels	
		<i>Too</i>	<i>Increase/ decrease /Compared to May 01, 2013/ Increased by 90%</i>	<i>Average salary</i>	<i>Increase/ decrease /Compared to May 01, 2013/ Increased by 30-40%</i>
1	Road and square cleaner	706	<i>Increased by 90%</i>	600,000-750,000	<i>Increased by 30-40%</i>
2	Driver	288	<i>Increased by 7,5%</i>	609,650	<i>Increased by 11,13%</i>
3	Loader	416	<i>Increased by 4,3%</i>	567,650	<i>Increased by 19,7%</i>



- Cooperation with NGO's ...
 - “New Village” Urban Development Support Association NGO
 - “We are researchers” NGO

22 workers, including 9 cleaners, 7 drivers, 5 loaders and 1 road cleaning engineer who shown great performance were awarded the right to travel to Hong Kong and Singapore for 5 days.





“The action plan of Mayor of UB City for 2012-2016

- Part 1.2.2 of Clause 1:
...Waste management improvement program will be implemented and at least 2 waste treatment plants will be constructed.

“Eco park” project
(Mayor’s Resolution No. A/695)

No	Location	Size
1	<i>“Narangiin Enger” waste collection site</i>	<i>52 - 174,6 hectares</i>
2	<i>“Tsagaandavaa” waste collection site</i>	<i>29,4 - 92,6 hectares</i>

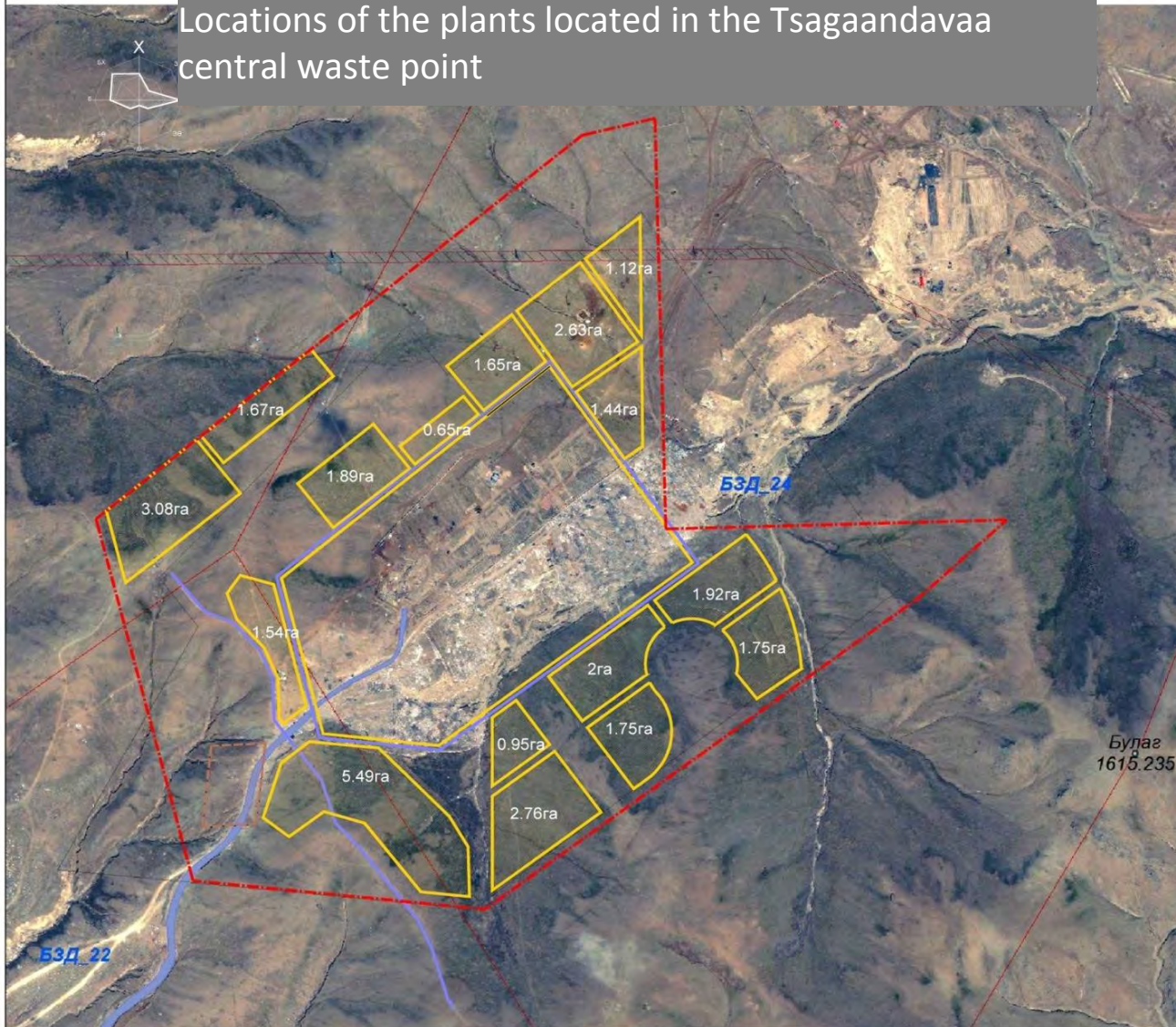
Locations of the plants located in the Narangiin Enger central waste point






Legend

-  Issued land boundary
-  Waste treatment plant
-  Planning plant locations
-  Land owned by enterprises
-  Planning road
Төлөвлөж буй авто зам

Locations of the plants located in the Tsagaandavaa central waste point



Legend

-  Issued land boundary
-  Planning plant locations
-  Land owned by enterprises газар





Small scale private waste recycling plants operating in Ulaanbaatar city at present

1. Waste metal recycling plants - 6
2. Aluminium and alloy recycling plants - 3
3. Plastic bag and plastic material recycling plants - 5
4. Waste tire and used oil processing plants -2
5. Waste paper recycling plants -5
6. Powder compact fuel processing plant -1
7. Glass processing plant -1



**THANK YOU FOR
YOUR ATTENTION**